


# AMISTCO

PRODUCT BULLETIN - ALDO



## AMISTCO LIQUID DISTRIBUTORS – ORIFICE RISER TYPE


AMISTCO Orifice Type Liquid Distributors are mainly suitable for low turn-down ratios. Three basic types are available – Plate Type, Pan Type for smaller sized towers and Ladder Type.

For the Plate and Pan Type distributors, the gas flows through risers that are either round or rectangular in shape. The liquid collects on the deck and flows through the orifices to the packing. In Pan Type designs, the gas also flows through the annulus between the distributor and the vessel. By varying the size and number of orifices, the distributor can be made adaptable to a wide range of flow rates. For high-efficiency designs, Amistco can provide drip tubes instead of orifices.


Ladder Type distributors are suitable for liquid feed under pressure, and where limited space is available for the distributor. These provide a high amount of free area for gas flow and uniform liquid distribution over the entire tower cross section.

All types are available in diverse materials – metals, thermoplastics and FRP.

The basic distributor design can be modified for use as either Redistributors or Liquid Collectors. For Redistributors hats are incorporated on top of the risers, while with Liquid Collectors the orifices are not provided. Other variants include adding “anti-migration” bars at the bottom of the distributors that eliminate the need for separate bed limiters.



PAN TYPE



LADDER TYPE




PLATE TYPE

MIST ELIMINATORS | LIQUID/LIQUID COALESCERS | TRAYS, PACKING & INTERNALS

23147 Hwy. 6 Alvin, Texas 77511 • Ph: (281) 331-5956 • Fax: (281) 585-1780 • [www.amistco.com](http://www.amistco.com) • [amistco@amistco.com](mailto:amistco@amistco.com)

24 Hour Emergency Service Available



Emergency Phone: 1-800-839-6374